



GlobalNET General User Guide

GlobalNET is a U.S. Department of Defense (DoD) platform designed to facilitate education, information sharing, and collaboration. All NESA Center participants will receive GlobalNET accounts during their seminar. Through GlobalNET, participants will have access to seminar materials on the course page. Participants who achieve alumni status will have continued access to GlobalNET after the seminar is complete. In addition to the course page, alumni will also have access to the NESA Center research library, on-demand courses on the Learning Management System (LMS), and private alumni groups. This document provides instructions on how to log in to GlobalNET, change your password, update your profile, navigate the site, and get help.

Sections:

1. [How to Log In to GlobalNET \(Pages 1-3\)](#)
2. [How to Change Your Password \(Pages 3-5\)](#)
3. [How to Update Your Profile Information \(Pages 5-6\)](#)
4. [How to Access and Navigate Your Seminar Page \(Pages 6-12\)](#)
5. [How to Access and Navigate the Library \(Pages 13-15\)](#)
6. [How to Access and Navigate the Alumni Group \(Pages 15-20\)](#)
7. [How to Access and Navigate the Home Page \(Pages 21-24\)](#)
8. [How to Get GlobalNET Help \(Pages 24-26\)](#)

1. How to Log In to GlobalNET

Step 1: Go to www.globalnetplatform.org/nesa.

Step 2: If English is not your preferred language, select your preferred language by following these instructions:

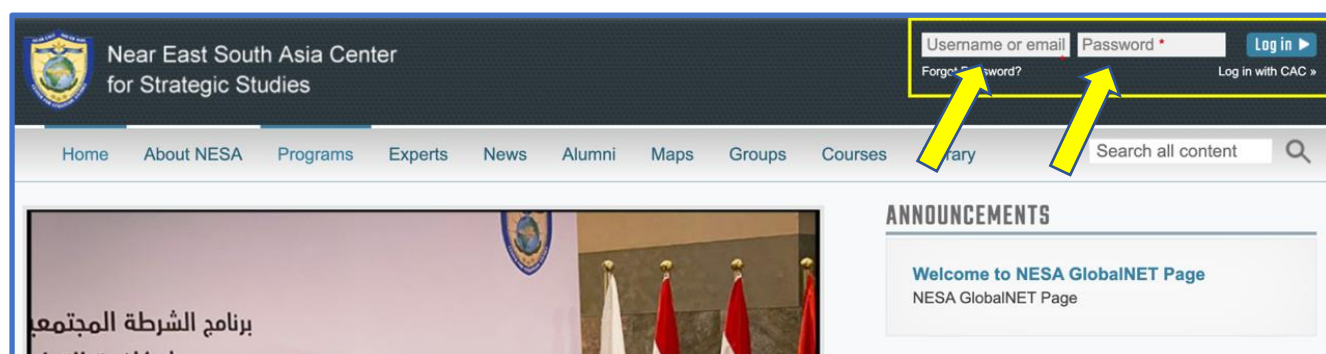
- a. Scroll down to the bottom of the page.
- b. In the lower right-hand corner, you will see a section labeled “GlobalNET Support.”



- c. Select your language in the drop-down menu.

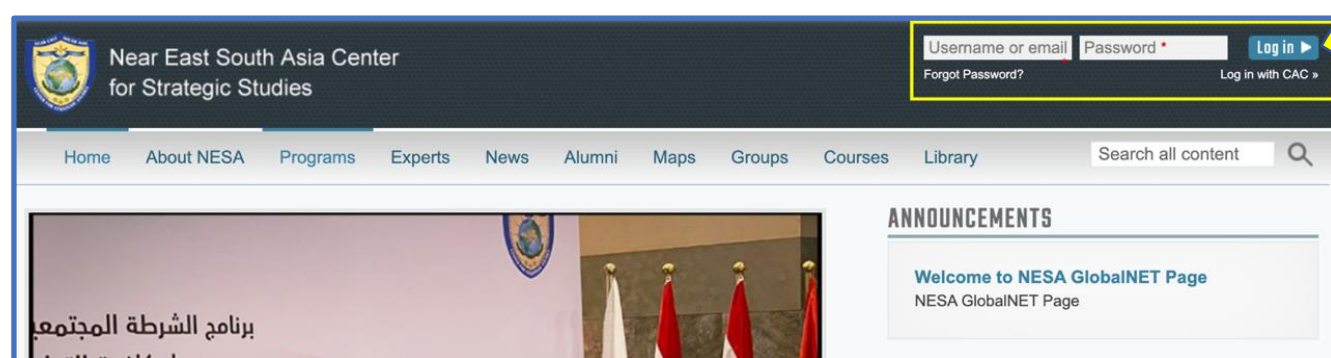


Step 3: Scroll back up to the top of the page. In the upper right-hand corner, enter your **email address** and **password**.



- Email address:** Use the **personal** email address you provided during registration for the NESA Center program you participated in. **If you did not provide a personal email address, please use the work email you provided. If you did not provide either a personal or a work email, we are unable to create a GlobalNET account for you. *Note: For future logins, you can enter your username instead of your email address. Your username will be provided to you by the NESA Center.*
- Password:** **NESA@365** (You can change this after you log in). **Note: If you've previously logged in and forget your password, click the "Forgot Password?" button to reset it.*

Step 4: Click on the blue **"Log In"** button. **Note: If you have any trouble logging in, please contact us at admin@nesa-center.org.*





Step 5: Read the Terms and Conditions.

Near East South Asia Center for Strategic Studies

Username or email Password * Log in ►
Forgot Password? Log in with CAC ►

Home About NESA Programs Experts News Alumni Maps Groups Courses Library Search all content

Near East South Asia Center for Strategic Studies Terms and Conditions

Terms and Conditions

To continue to use this site please read the Terms & Conditions below, and complete the form to confirm your acceptance.

Terms and Conditions of Use—
GlobalNET Platform Terms of Use

You are accessing a U.S. Government (USG) Information System (IS) that is provided by the Defense Security Cooperation Agency (DSCA) to both the United States and international security cooperation community. Its components are designed for the free exchange of ideas, documents, and other collaborative services* designed to foster growth and build partnerships to increase capacity and capability. DSCA provides the capability but each member community validates its users and extends the general use policies listed below. DSCA does not provide routine access to any intelligence or counter intelligence activities.

Step 6: Check the “Accept” box and click “Confirm.”

Components include but are not limited to asynchronous communications such as sharing of files, blogs, ideas, subject matter expertise, person finder, and delivering course content. Messages and synchronous communications like instant messenger, video teleconference, group chat, white-boarding, sharing of interfaces real time.

☒ Accept Terms & Conditions of Use *

CONFIRM

2. How to Change Your Password

After you log in for the first time, you can change your password if you wish. Follow these instructions to change your password.

Step 1: In the upper right-hand corner, click on “My GlobalNET.”

Near East South Asia Center for Strategic Studies

My GlobalNET Log out | Help

Recently Visited

Home About NESA Programs Experts News Alumni Maps Groups Courses Library Search all content

✓

- Please update your Country of Representation in your GlobalNET profile. Click [here](#) to access the Basic Info tab of your profile.
- You have achieved the Bronze badge for user participation

ANNOUNCEMENTS

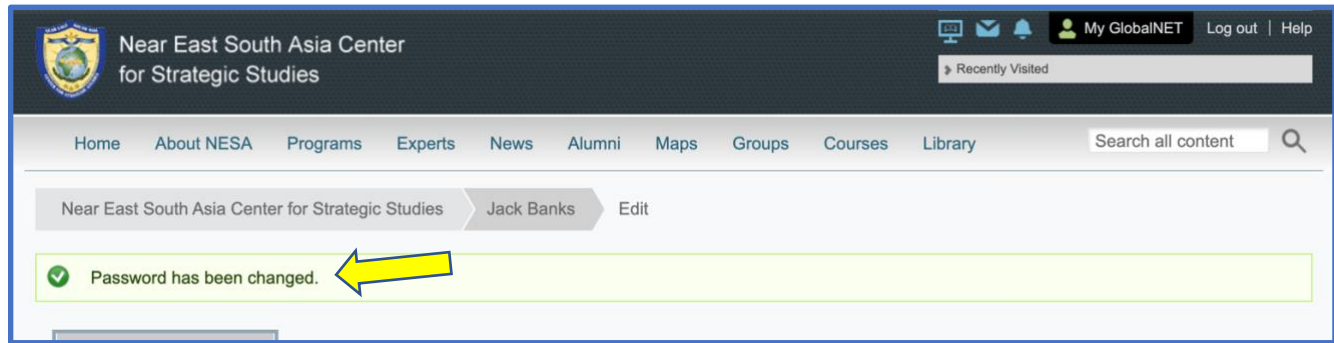


Step 2: On the left-hand side of your account page, click on “Change My Password.”

Step 3: Enter your current password (NESA@365), then enter and confirm your new password. Note the password requirements:

- It must contain at least one number.
- It must not match the last 8 passwords.
- It must be at least 8 characters in length.
- It must contain at least one punctuation character (not whitespace or an alphanumeric).
- It must contain at least one uppercase character.

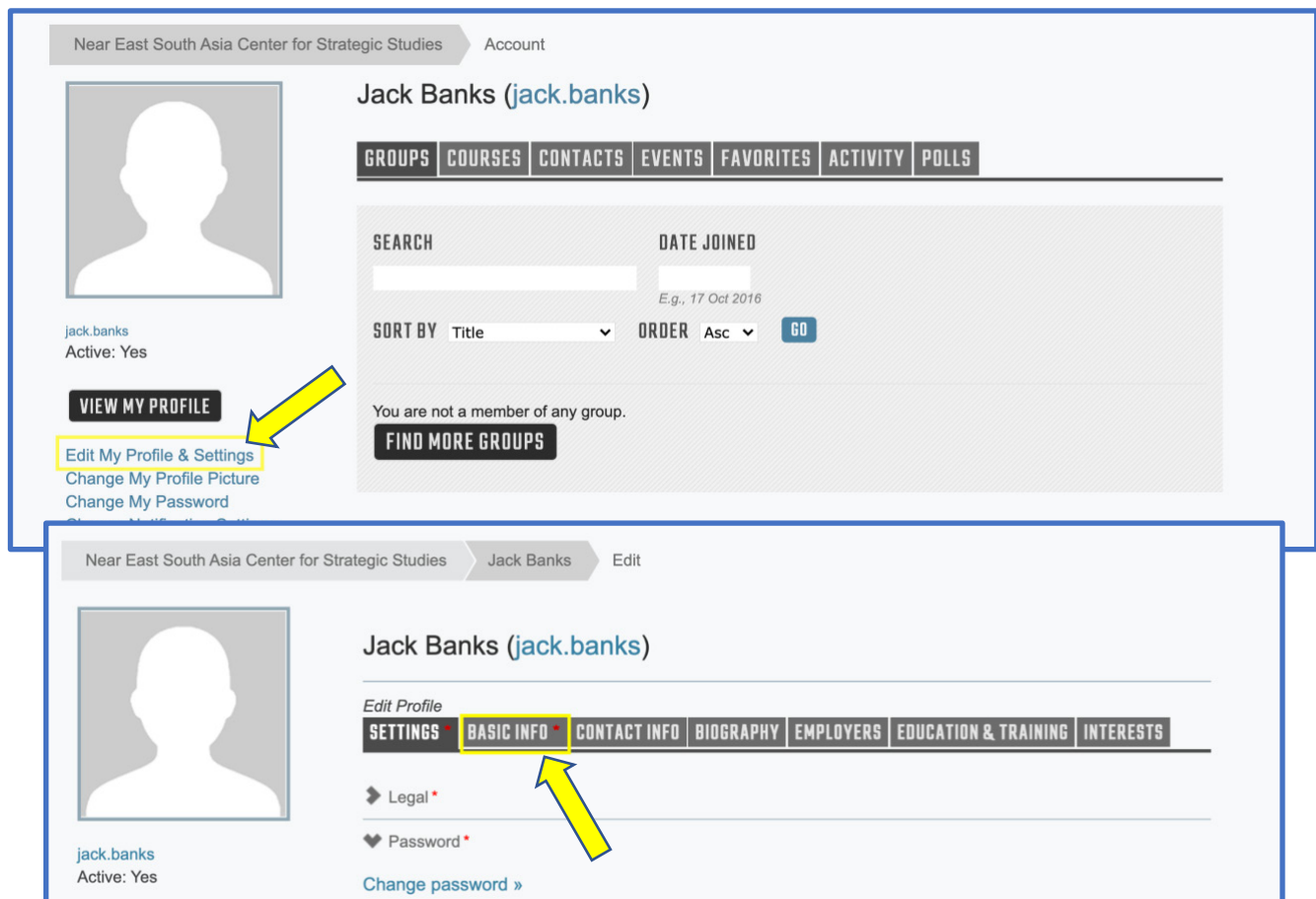
Step 4: Click on the “Save” button. You will see a green confirmation message after you successfully change your password.



3. How to Update Your Profile Information

You can upload a profile picture, add a short biography, and enter any employment or education information. This is voluntary. Follow these instructions to update your profile information.

Step 1: From your account page, click on “**Edit My Profile & Settings**” on the left-hand side to get to your profile page. If you’re already on your profile page, just click on the “**Basic Info**” tab.





- a. Add a profile picture by clicking on the “Choose File” button under “Upload Picture.”

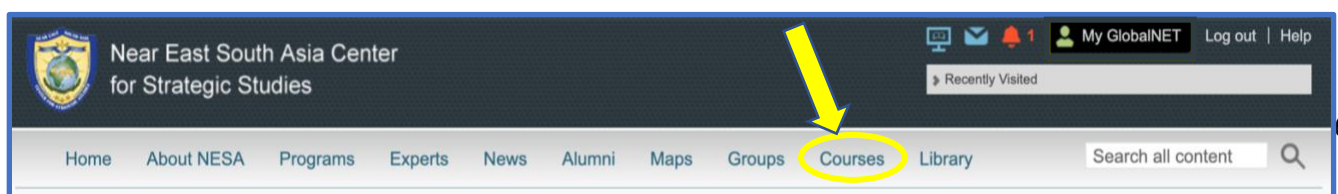
- b. Under each tab, enter any other information you wish to showcase on your profile.

- c. If you enter information under a tab, be sure to save it by clicking on the “Save” button at the bottom of the page.

4. How to Access and Navigate Your Course Page

On your course page, you can view/download relevant seminar information, including the agenda, photos, readings and speaker presentations. You can also connect with the course director and fellow participants. Follow these instructions to access and navigate your seminar page.

Step 1: To get to your course page(s), click on the “Courses” tab at the top of the page.





Step 2: Your course page(s) will be listed on the next screen. Click on the course page you want to access.

Step 3: View the elements on the seminar page, including the seminar description, recommended links, and seminar leadership. When you scroll down, you'll see several tabs: **Syllabus**, **Posts**, **Participants**, **Presenters**, and **Files**.

- Under the **Syllabus** tab, view or download the seminar agenda by clicking on the PDF file for your language.



- i. View the schedule for each day under “Sessions” by clicking on the day, and then the “>” arrow to expand it.

- b. View posts from the course director and supporting staff under the **Posts** tab.
 - i. Click on the “**Add New Post**” button to add a new post.

- ii. Click on the thumbs up icon to “like” a post.

- iii. To comment on a post, click on it. Then, in the “**Join the Conversation**” text box, type your comment, and click “**Save.**”



Welcome to the NESA Center

☆ ADD AS FAVORITE

3 VIEWS

0 COMMENTS

1 LIKE

From NESA | by [Michael Sharnoff](#) | 20 Oct 2022

Welcome to the NESA Center for Strategic Studies! We look forward to welcoming you to this virtual seminar on Strategic Competition in a Multipolar World in a few weeks. We have a robust agenda for this two week virtual seminar, and we anticipate insightful discussion, lively debates, and many opportunities to learn from each other. Between now and the first day of the course, please take some time to familiarize yourself with the agenda. We've provided lists of recommended readings for each session and encourage your active participation. If you have any questions about the course, please don't hesitate to reach me at michael.s.sharnoff.civ@ndu.edu (link sends e-mail). We look forward to meeting you soon!

Security Studies, Strategic Competition

[See all tags »](#)

JOIN THE CONVERSATION

B I [Rich Text Editor Icons]

[Disable rich-text](#)

☒ Post this comment as yourself

☐ Post this comment anonymously

BROWSE

SAVE

USERS WHO LIKED THIS



[Gillian Hurtt](#)

ABOUT THIS AUTHOR



Michael Sharnoff
UNITED STATES

Michael Sharnoff is Associate Professor at the National Defense University's Near East South Asia Center for Strategic Studies. Prior to joining NESA, he served as Associate Professor of Middle East Studies and Director of Regional Studies at the Daniel Morgan Graduate School of National Security. While at DMGS, Dr. Sharnoff taught graduate courses on the Arab-Israeli conflict, the History and Politics of the Modern Middle East, and radical Islamist movements. He holds a Ph.D. in Middle East Studies from King's College, London, and his research focuses on the Arab-Israeli conflict and foreign involvement in the Middle East. Prior to joining DMGS, Dr. Sharnoff worked at policy centers in Washington and has lectured for the Defense Institute of Security Assistance.

- c. See your fellow seminar participants under the **Participants** tab.
 - i. To send a contact request to other participants, click on the “**Add Contact**” button under their name. This is similar to a friend request on Facebook.



SYLLABUS
POSTS
PARTICIPANTS
PRESENTERS
FILES

Displaying 1 - 47 of 47 Participants

SEARCH ROLE Student ▾ SORT BY Last Name ▾

Egypt

ADD CONTACT

Egypt

ADD CONTACT

Yemen

ADD CONTACT

ii. On the next screen, click on the **“Send”** button.

Near East South Asia Center for Strategic Studies
Request Contact

Request Contact

Are you sure you want to send a new Contact request to ... ?

SEND
CANCEL

d. See which NESA Center faculty and staff are presenting during the seminar under the **Presenters** tab.

i. To send a direct, private message to a NESA Center faculty or staff member, click on the **“Contact”** button under their name.

SYLLABUS
POSTS
PARTICIPANTS
PRESENTERS
FILES

Displaying 1 - 13 of 13 Presenters

SEARCH SORT BY Last Name ▾ Asc ▾

Gawdat Bahgat

Contact

Dan Curfiss

Contact

Professor David Des Roches

Professor of Practice
Near East South Asian
Center for Strategic Studies



- ii. It will automatically compose a direct message for you with the recipient's username in the "To" field. Enter a subject in the Subject field. Enter your message in the Message field, and click on the **"Send Message"** button.

Near East South Asia Center for Strategic Studies
Messages
Write new message

Write new message to **GlobalNET**

To *

- Start typing a username to write a message to another GlobalNET member.
- Type the word "contacts" to send a message to all of your GlobalNET contacts.
- If you manage a group on GlobalNET and want to send a message to all members of your group, enter the name of the group.
- Separate multiple recipients with commas.

Subject *

Message

B I [icons]

[Disable rich-text](#)

SEND MESSAGE

- e. View and/or download documents under the **Files** tab.
 - i. Click on the **"Seminar Materials"** folder.

SYLLABUS	POSTS	PARTICIPANTS	PRESENTERS	FILES
Title ▲	Created	Modified	Subfolders	
Seminar Materials	10/17/2022 - 11:06	10/17/2022 - 11:06	<div> Agenda </div> <div> Readings </div> <div> Speaker Presentations <div> Arabic English Russian Yearbook </div> </div>	



- ii. On the next page, click on the folder you want to access.

Seminar Materials

View/download seminar materials here.

- Agenda
- Readings
- Speaker Presentations
 - Arabic
 - English
 - Russian
- Yearbook

- iii. To view a file, click on it. It will open in a new tab. **Note: All files are in PDF format.*

English

Speaker Presentations

FILES

☐ Select All

File Name	Date Created	File Size	
<input type="checkbox"/> session_02_case_study_china_payne_1.pdf	Dec 14, 2022	1.79 MB	Edit

- iv. To download a file, click on the box next to it, and click on the “**Download Selected**” button at the bottom of the page.

English

Speaker Presentations

FILES

☐ Select All

File Name	Date Created	File Size
<input checked="" type="checkbox"/> session_02_case_study_china_payne_1.pdf	Dec 14, 2022	1.79 M

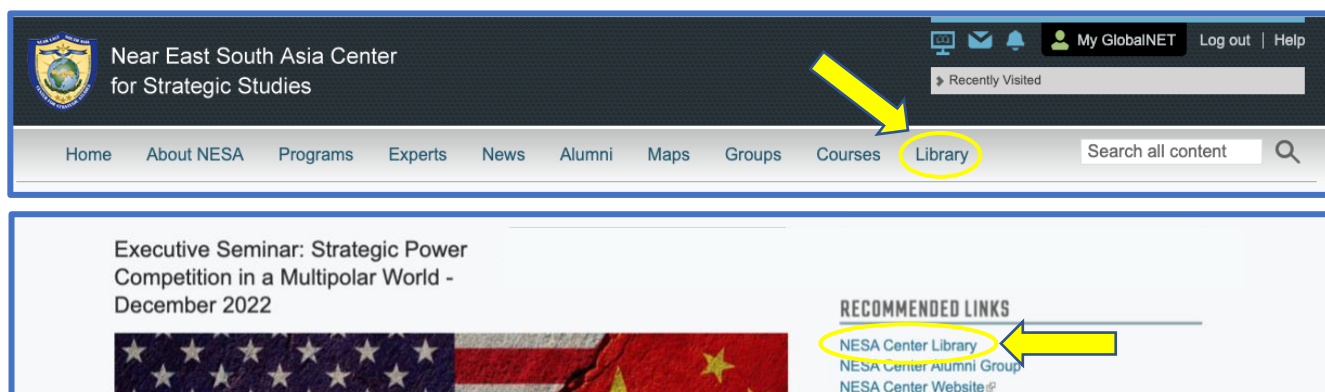
DOWNLOAD SELECTED



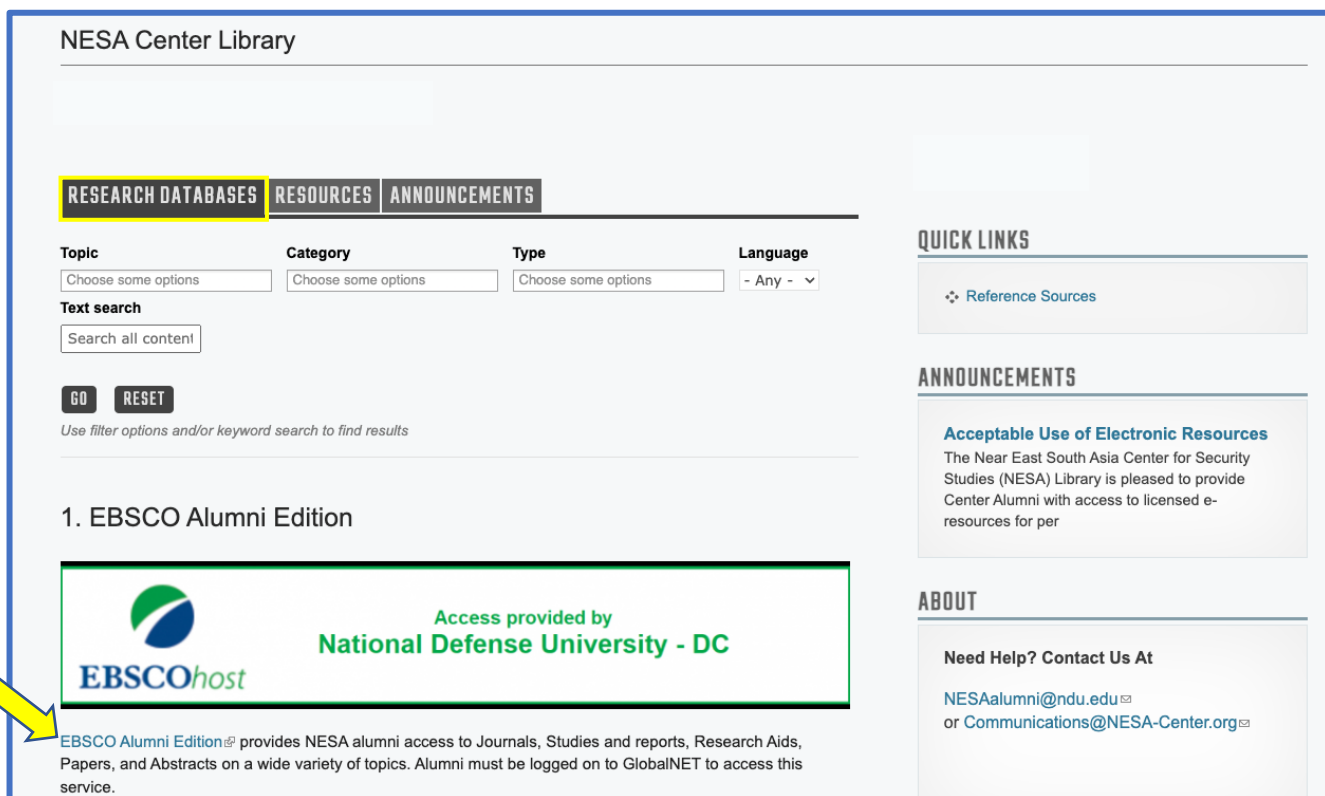
5. How to Access and Navigate the Library

The NESA Center Library includes research databases, reference sources and think tank resources. The library consists of both free, open-source information and exclusive subscriptions through the National Defense University Library. Follow these instructions to access and navigate the library.

Step 1: To access the library, click on the “**Library**” tab at the top of the page. **Note: You can also get to it by clicking on the “**NESA Center Library**” link under “**Recommended Links**” on your seminar page.*



- Under the “**Research Databases**” tab, access the research databases by clicking on the link under each image.





- b. To search for specific content, click in the “**Topic**,” “**Category**,” or “**Type**” fields and select an item (or multiple items) from the drop-down menu. **Note: If you start typing in the box, it will reduce the list for you.*

RESEARCH DATABASES | RESOURCES | ANNOUNCEMENTS

Topic: [Background] | Category: [Choose some options] | Type: [Choose some options] | Language: [- Any -]

- i. Select a language and enter any additional search keywords in the “**Text search**” field.

RESEARCH DATABASES | RESOURCES | ANNOUNCEMENTS

Topic: [Border Security] | Category: [Studies and reports] | Type: [Database] | Language: [English]

Text search: [united states]

- ii. When you have entered all your search criteria, click on the “**Go**” button.

RESEARCH DATABASES | RESOURCES | ANNOUNCEMENTS

Topic: [Border Security] | Category: [Studies and reports] | Type: [Database] | Language: [English]

Text search: [united states]

GO **RESET**

Use filter options and/or keyword search to find results

- c. Under the “**Resources**” tab, you can access reference sources and think tank resources.



RESEARCH DATABASES **RESOURCES** ANNOUNCEMENTS



Research Databases

by Peter Klu | 17 Jun 2022

National Defense University (NDU) has provided NESA Alumni with complimentary access to the following 5 databases: [Read More](#)

209 VIEWS

0 COMMENTS

4 LIKES



Reference Sources

by Peter Klu | 10 Jan 2018

SOCIAL/POLITICAL SCIENCES [Read More](#)

99 VIEWS

0 COMMENTS

3 LIKES



Think Tank Resources

by Peter Klu | 09 Jan 2018

The American Israel Public Affairs Committee [Read More](#)

89 VIEWS

0 COMMENTS

3 LIKES

QUICK LINKS

[Reference Sources](#)

ANNOUNCEMENTS

Acceptable Use of Electronic Resources

The Near East South Asia Center for Security Studies (NESA) Library is pleased to provide Center Alumni with access to licensed e-resources for per

ABOUT

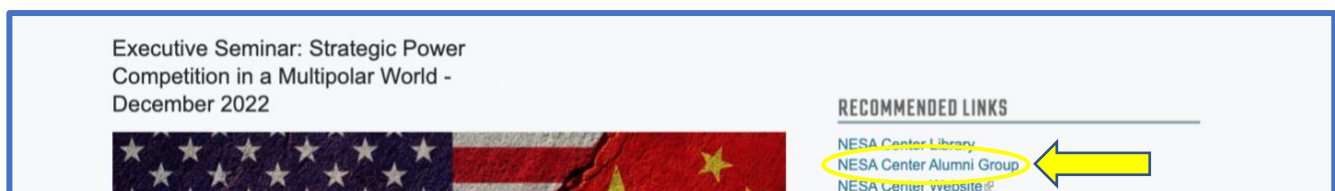
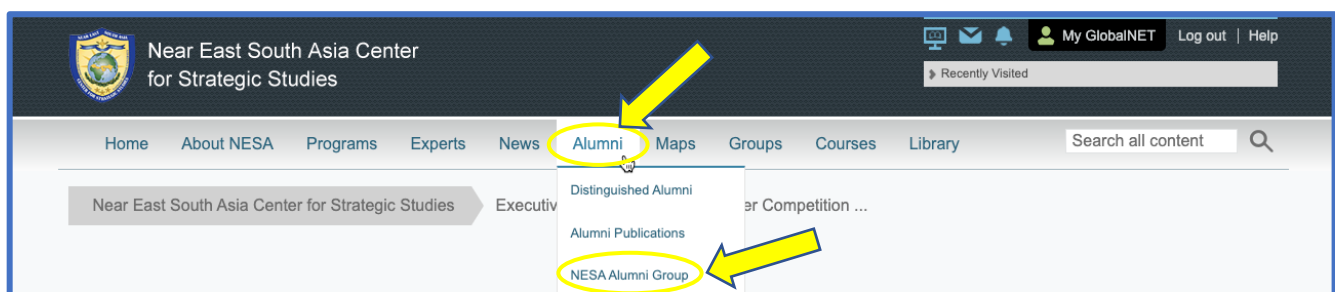
Need Help? Contact Us At

NESAalumni@ndu.edu

6. How to Access and Navigate the Alumni Group

When you complete a NESA Center program, you will be added to the private alumni group. In the group, you can connect with fellow alumni, engage in dialogue and share resources and publications. You will also be added to your respective region and country subgroups. Follow these instructions to access and navigate the alumni group.

Step 1: To access the alumni group, hover your mouse over the “**Alumni**” tab at the top of the page, and click on “**NESA Alumni Group**” in the drop-down menu. **Note: You can also get to it by clicking on “**NESA Center Alumni Group**” under “**Recommended Links**” on the seminar page.*





Step 2: View the elements on the group page, including the group description, announcements, recommended links, and group leadership. When you scroll down, you'll see several tabs: **Posts**, **Files**, **Members**, **Subgroups**, and **Publications**.

NESA Center Alumni Group

Forming a community of over 12,000 Alumni from 138 countries, graduates of the NESA Center are represented in most key ministries and ministerial departments across, and beyond, the Near East South Asia region. The NESA Center Alumni network is comprised of security professionals from countries around the world, both within and outside of the [NESA region](#).

ANNOUNCEMENTS

[U.S. Department of Defense 2022 National Defense Strategy](#)

[White House 2022 National Security Strategy](#)

Have a question or comment about this Group?
Let us know.

[SEND FEEDBACK](#)

RECOMMENDED LINKS

- a. Under the **Posts** tab, see posts from NESA Center faculty or staff members.
 - i. Click on the **"Add New Post"** button to add a new post. It can be anything you'd like to share with fellow alumni.
 - ii. Click on the thumbs up button to "like" a post.
 - iii. Click on a post to comment on it, just like on your seminar page.

POSTS

FILES

MEMBERS

SUBGROUPS

PUBLICATIONS

ADD NEW POST

Sort by Date | Person | Most Comments

من هم أهم الأشخاص في عام 2022؟

by [David Des Roches](#) | 15 Jan 2023

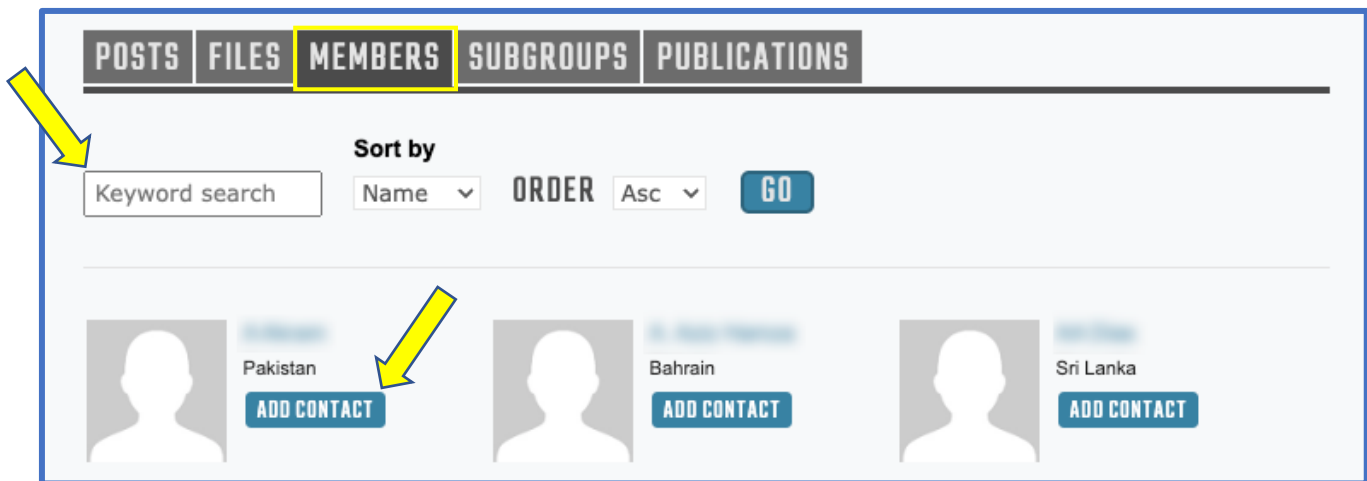
<https://www.annaharar.com/arabic/politics/international/europe/191220220...> [Read More](#)

0 Likes

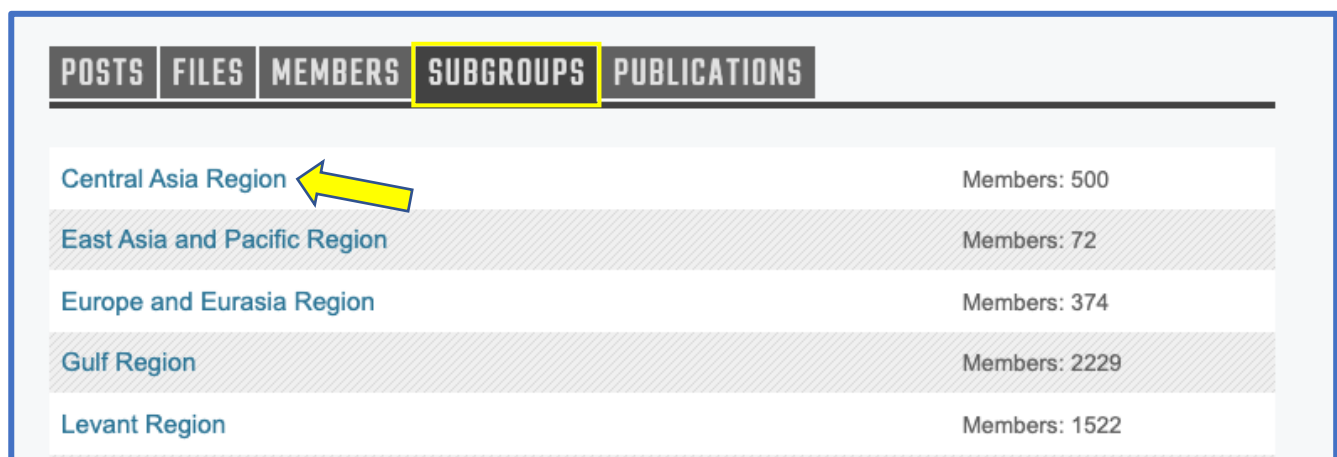
Comments (0) | Posted 2 days 15 hours ago



- b. Under the **Members** tab, see your fellow alumni.
 - i. You can search for members by their name in the “**Keyword search**” box.
 - ii. Click on the “**Add Contact**” button under a name to request them as a contact, just like on your seminar page.



- c. Under the **Subgroups** tab, all the regional subgroups are listed. These groups represent the regions NESA Center alumni are from.
 - i. When you click on a regional subgroup, you’ll be redirected to that regional group page.





Central Asia Region



This group is for NESA Center Alumni representing countries in the Central Asia region, including Azerbaijan, Iran, Kazakhstan, Kyrgyzstan, Tajikistan, Turkmenistan, and Uzbekistan.

Have a question or comment about this Group?
Let us know.

[SEND FEEDBACK](#)

- ii. In the regional group, you can also see tabs including **Posts**, **Files**, **Members**, and **Subgroups**. The country groups are listed under the **Subgroups** tab of the regional group.

POSTS **FILES** **MEMBERS** **SUBGROUPS**

Azerbaijan



Members: 98

Iran

Members: 42

- iii. When you click on a country subgroup, you'll be redirected to that country group page, which also has **Posts**, **Files**, and **Members** tabs.

Azerbaijan



This group is for NESA Center Alumni representing Azerbaijan.

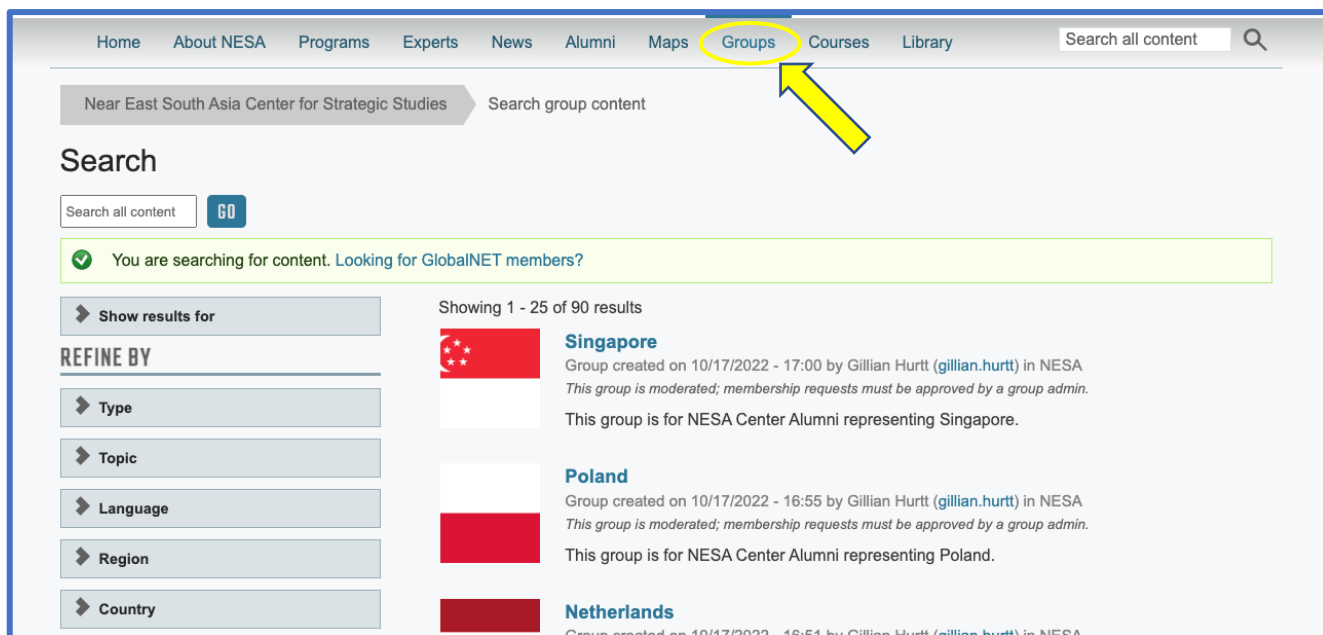
POSTS **FILES** **MEMBERS**

Have a question or comment about this Group?
Let us know.

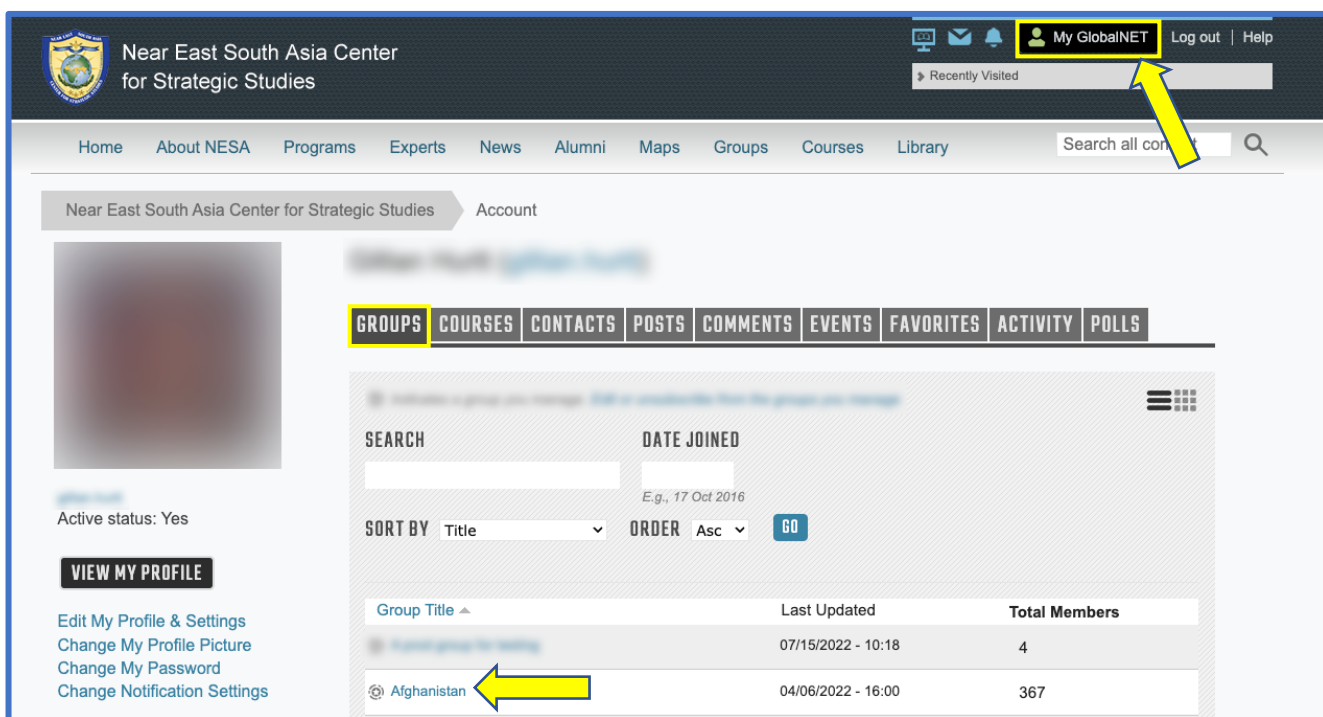
[SEND FEEDBACK](#)



- d. You can see what groups you're a member of by clicking on the **"Groups"** tab at the top of the page.



- e. You also can see what groups and courses you're a member of on your account page.
- Click on **"My GlobalNET"** at the top of the page to get to your account. On this page, you can see your groups listed. You can also see the courses you're a member of by clicking on the **"Courses"** tab.



- f. Back on the alumni group page, see publications under the **Publications** tab.

- POSTS FILES MEMBERS SUBGROUPS PUBLICATIONS



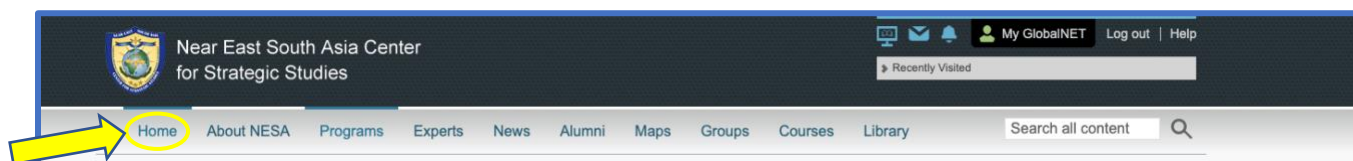
- SAVE**



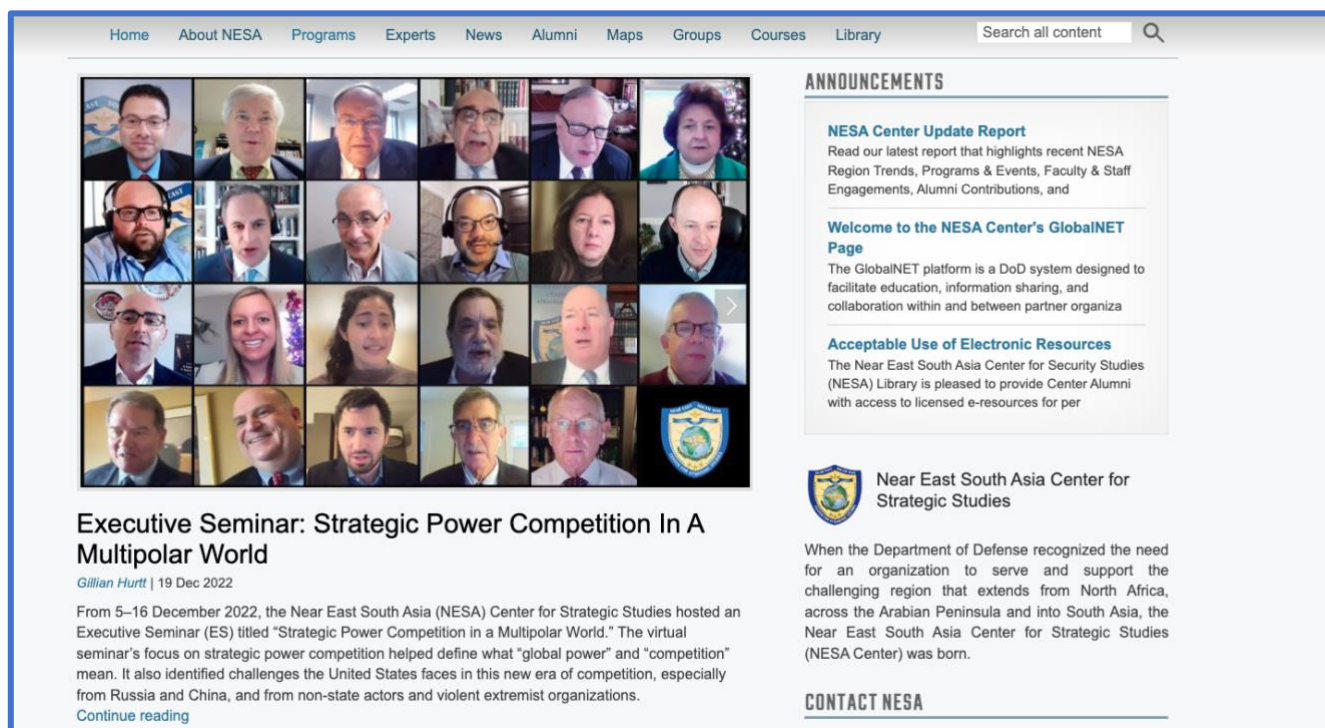
7. How to Access and Navigate the Home Page

The home page showcases the NESA Center's events, internal and external publications, contact information and Twitter feed. It also highlights what other regional centers are posting to their GlobalNET pages. Follow these instructions to access and navigate the home page.

Step 1: To get to the home page, click on the “**Home**” tab at the top of the page.



- a. Our most recent events are highlighted on a slideshow.
 - i. If you would like to read more about an event, click on it. You will be redirected to the full article. You can “like” and comment on these articles as well.



- b. When you scroll down, you'll see several tabs on the left: **News**, **Publications**, **GlobalNET News**, and **Files**. On the right, you'll see our contact information and Twitter feed.



i. Under the **News** tab, you'll see a list of all our events.

[NEWS](#)
[PUBLICATIONS](#)
[GLOBALNET NEWS](#)
[FILES](#)

Royal Jordanian National Defense College PME 2023 Planning Meetings
by Gillian Hurtt | 21 Dec 2022

On 14 December 2022, the NESA Center professional military education (PME) team met with leadership and the directing staff from the Royal Jordanian National Defense College (RJNDC) on their campus outside Amman, Jordan. [Read More](#)

101 VIEWS
1 COMMENTS
1 LIKE

Uzbekistan Group Meetings
by Gillian Hurtt | 20 Dec 2022

From 12–16 December 2022, the NESA Center team of Dean Dr. Roger Kangas, Distinguished Professor Dr. [Read More](#)

91 VIEWS
0 COMMENTS
1 LIKE

Fort Lesley J. McNair
300 5th Ave SW
Washington, DC 20319-5066

202-685-4131 (Telephone)
202-685-4999 (Fax)

admin@nesa-center.org

[NESA Facebook Page](#)
[NESA YouTube Channel](#)
[NESA Twitter Feed](#)
[NESA LinkedIn](#)

Tweets from @TheNESACenter

The NESA Center Retweeted

ii. Under the **Publications** tab, you'll see a list of our internal and external publications.

[NEWS](#)
[PUBLICATIONS](#)
[GLOBALNET NEWS](#)
[FILES](#)

Atlantic Council Global Foresight 2023 Survey Results
by Gillian Hurtt | 17 Jan 2023

The Atlantic Council's Scowcroft Center for Strategy and Security released the results of its Global Foresight 2023 Survey. [Read More](#)

22 VIEWS
0 COMMENTS
0 LIKES

Human Rights Watch World Report 2023
by Gillian Hurtt | 13 Jan 2023

Human Rights Watch released its annual review of human rights around the globe in its World Report 2023. [Read More](#)

41 VIEWS
0 COMMENTS
0 LIKES

Fort Lesley J. McNair
300 5th Ave SW
Washington, DC 20319-5066

202-685-4131 (Telephone)
202-685-4999 (Fax)

admin@nesa-center.org

[NESA Facebook Page](#)
[NESA YouTube Channel](#)
[NESA Twitter Feed](#)
[NESA LinkedIn](#)

Tweets from @TheNESACenter

iii. Under the **GlobalNET News** tab, you'll see a list of events that we post and that other regional centers post to their GlobalNET pages.

[NEWS](#)
[PUBLICATIONS](#)
[GLOBALNET NEWS](#)
[FILES](#)

Atlantic Council Global Foresight 2023 Survey Results
From NESA | by Gillian Hurtt | 17 Jan 2023

The Atlantic Council's Scowcroft Center for Strategy and Security released the results of its Global Foresight 2023 Survey. [Read More](#)

22 VIEWS
0 COMMENTS
0 LIKES

'We' over 'Me', Richard Sears Retires after 52 Years of Service
From APCSS | by Dena Austria | 13 Jan 2023

Richard Sears, the Center's Dean of Admissions and Business Operations, retired on December 31, 2022. Sears served at the Center for over 20 years and previously for 30 years in the United States Navy. [Read More](#)

106 VIEWS
0 COMMENTS
4 LIKES

Fort Lesley J. McNair
300 5th Ave SW
Washington, DC 20319-5066

202-685-4131 (Telephone)
202-685-4999 (Fax)

admin@nesa-center.org

[NESA Facebook Page](#)
[NESA YouTube Channel](#)
[NESA Twitter Feed](#)
[NESA LinkedIn](#)

Tweets from @TheNESACenter



- iv. To search for a specific article, click on the “**See all GlobalNET news**” button under the **GlobalNET News** tab.

Human Rights Watch World Report 2023
From NESA | by Gillian Hurtt | 13 Jan 2023

Human Rights Watch released its annual review of human rights around the globe in its World Report 2023.
[Read More](#)

41 VIEWS
0 COMMENTS
0 LIKES

وزارة الخارجية وشؤون
@For... - Jan 16
التقى @AymanHsafadi
منسق شؤون الشرق الأوسط
وشمال إفريقيا في مجلس الأمن القومي الأمريكي
في اجتماع بحث العلاقات الأردنية
الأمريكية والجهود المبذولة لحل الأزمات الإقليمية.
#الأردن
#الولايات_المتحدة

[See all GlobalNET news »](#)

- v. Type your search words into the box that says “**Search all content.**” Then click on the “**Go**” button. You can refine your search by selecting the **Type** of content, **Topic**, **Language**, **Region** and **Country**.

Search

energy [GO](#)

✓ You are searching for content. Looking for GlobalNET members?

Showing 1 - 25 of 209 results

Faculty Publication: Geo-policy and Energy in 2022 by Dr. Gawdat Bahgat
Publication created on 01/03/2023 - 15:59 by Gillian Hurtt (gillian.hurtt) in NESA
Gillian Hurtt NESA Faculty Publication: Geo-policy and Energy in 2022 by Dr. Gawdat Bahgat ...

CSAG Strategy Paper: Weaponizing the Belt and Road Initiative
Publication created on 12/28/2022 - 10:00 by Gillian Hurtt (gillian.hurtt) in NESA
Overview: In October 2012, Professor Wang Jisi was the first Chinese scholar to speak about the need for China to revitalize the three Silk Roads to Southeast Asia, South Asia, and Central Asia. One year later, China's “One Belt, One Road” initiative became prominent. President Xi Jinping...

REFINE BY

- Type
- Topic
- Language
- Region

- c. If you’d like to navigate to another regional center’s GlobalNET page, scroll down to the bottom of the page. In the center of the banner, under **GlobalNET**, click on the drop-down menu that says “**GlobalNET Partners**” and click on an organization.

ABOUT NESA

When the Department of Defense recognized the need for an organization to serve and support the challenging region that extends from North Africa, across the Arabian Peninsula and into South Asia, the time had come for the birth of the Near East South Asia Center for Strategic Studies...NESA.

FIND US ON SOCIAL MEDIA

GlobalNET

GlobalNET represents a network of organizations and their representative members who are working to foster national and international collaboration as well as to maintain relationships, and strengthen partner capacity.

About GlobalNET
Contact GlobalNET
GlobalNET Partners

These are the GlobalNET partners

GlobalNET Partners
Africa Center for Strategic Studies
Daniel K. Inouye Asia-Pacific Center for Security Studies

GLOBALNET SUPPORT

Frequently Asked Questions
Help Desk
How to use GlobalNET
Privacy Policy
Terms of Use
Select Language ▼

- i. Alternatively, you can click on the blue button that says “**GlobalNET Partners.**” You’ll be redirected to a more comprehensive list of organizations on GlobalNET.



ABOUT NESA

When the Department of Defense recognized the need for an organization to serve and support the challenging region that extends from North Africa, across the Arabian Peninsula and into South Asia, the time had come for the birth of the Near East South Asia Center for Strategic Studies...NESA.

FIND US ON SOCIAL MEDIA

GlobalNET

GlobalNET represents a network of organizations and their representative members who are working to foster national and international collaboration as well as to maintain relationships, and strengthen partner capacity.

About GlobalNET

Contact GlobalNET

GlobalNET Partners

These are the GlobalNET partners

GlobalNET Partners

GlobalNET Partners

Africa Center for Strategic Studies

Daniel K. Inouye Asia-Pacific Center for Security Studies

GLOBALNET SUPPORT

Frequently Asked Questions

Help Desk

How to use GlobalNET

Privacy Policy

Terms of Use

Select Language ▼

GLOBALNET PARTNERS

Africa Center for Strategic Studies

As many African security challenges are nontraditional and societally based, the Africa Center engages with a wide range of security sector actors—civilian, uniformed, and civil society—with the aim of enhancing citizen security by strengthening the effectiveness and accountability of African security sector institutions.

4,422 MEMBERS

Daniel K. Inouye Asia-Pacific Center for Security Studies

The Daniel K. Inouye Asia-Pacific Center for Security Studies (DKIAPCSS) is a U.S. Department of Defense institute that addresses regional and global security issues, inviting military and civilian representatives of the United States and Asia-Pacific nations to its comprehensive program of executive education and workshops, both in Hawaii and throughout the Asia-Pacific region.

13,554 MEMBERS

8. How to Get GlobalNET Help

If you need help using or navigating GlobalNET, there are several resources available to you. Follow these instructions to get help.

Step 1: Click on the “**Help**” button in the upper right-hand corner of the page. On the **Help** page, you’ll find a list of frequently asked questions about how to use or navigate GlobalNET.

Near East South Asia Center for Strategic Studies

My GlobalNET Log out Help

Recently Visited

Home About NESA Programs Experts News Alumni Maps Groups Courses Library

Search all content

Near East South Asia Center for Strategic Studies

GlobalNET Help Guide

Keyword search Search for help **SEARCH** Can't find what you're looking for? Contact the Help Desk.

ACCESS DENIED

ADMINISTRATION

ANNOUNCEMENTS

BULK ACCOUNT CREATION

FREQUENTLY ASKED QUESTIONS

My Account has been Approved. What do I do next?

How do I send a message to another GlobalNET member?

How do I reset my password?

How do I request a GlobalNET Account?



- a. If you don't see your question listed, you can type it into the **"Keyword search"** box and click on the **"Search"** button.

GlobalNET Help Guide

Keyword search Search for help **SEARCH** Can't find what you're looking for? Contact the Help Desk

ACCESS DENIED >

ADMINISTRATION >

ANNOUNCEMENTS >

FREQUENTLY ASKED QUESTIONS

My Account has been Approved. What do I do next?

How do I send a message to another GlobalNET member?

- b. If you can't find the answer to your question, you can submit a help desk ticket by clicking on the **"Contact the Help Desk"** button to the right of the **"Search"** button.

GlobalNET Help Guide

Keyword search Search for help **SEARCH** Can't find what you're looking for? Contact the Help Desk

ACCESS DENIED >

ADMINISTRATION >

ANNOUNCEMENTS >

FREQUENTLY ASKED QUESTIONS

My Account has been Approved. What do I do next?

How do I send a message to another GlobalNET member?

- c. Complete the form. When you've entered all necessary information, click on the **"Save"** button at the bottom of the page.

Create Help Desk Ticket

You should be logged in to GlobalNET before submitting this form if possible. Otherwise, you'll need to manually enter your contact information so that we can contact you.

FORGOT PASSWORD?

♥ Personal Info *

First Name *

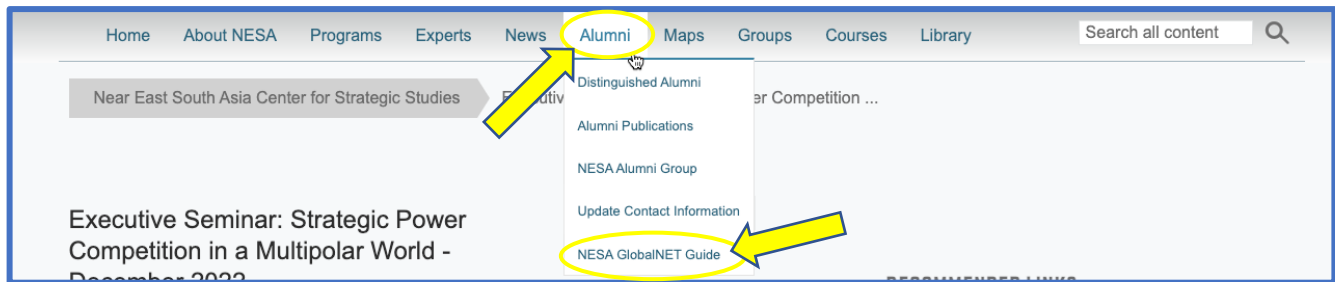
Family Name *

Email *

Save

Step 2: You can always visit the [GlobalNET page](#) on our website.

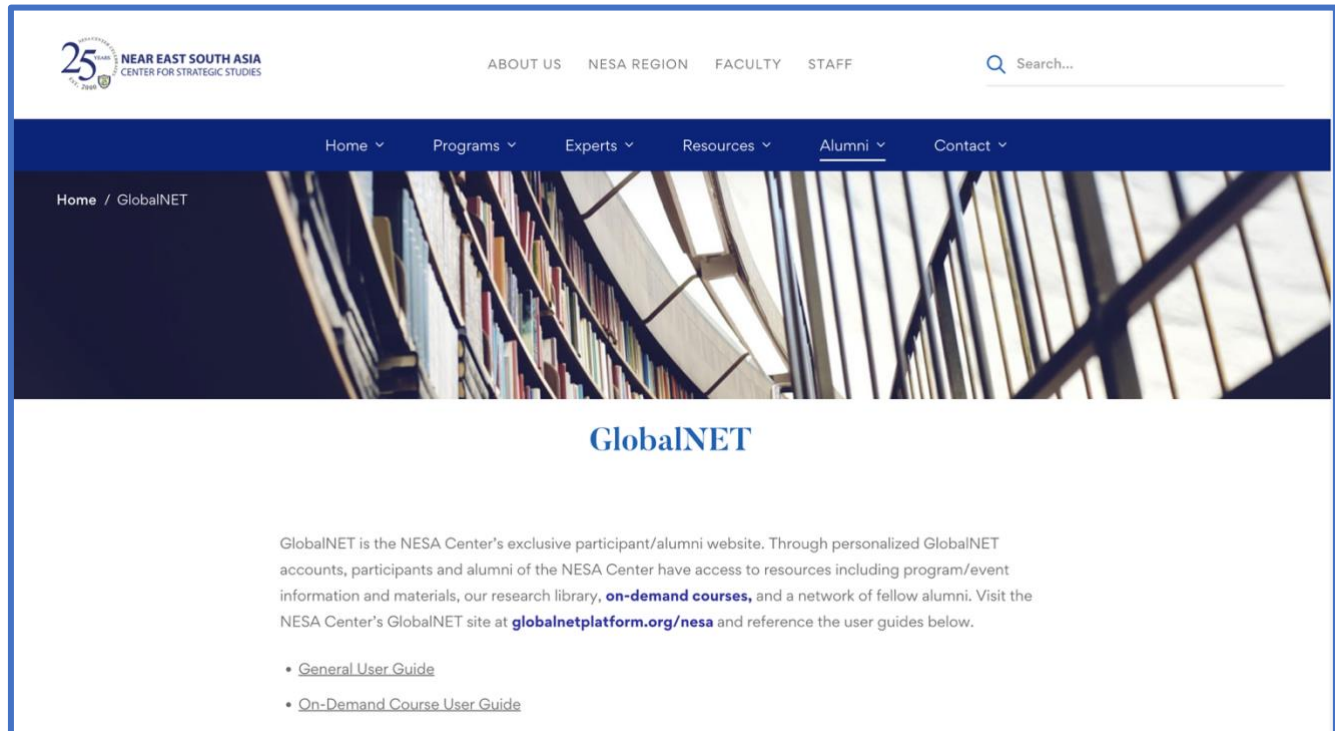
- a. You can find it on GlobalNET by clicking on **"NESA GlobalNET Guide"** under the **Alumni** tab at the top of the page.



- b. You can also find it by clicking on the “**GlobalNET Support**” link under “**Recommended Links**” on your seminar page.



- c. The GlobalNET Guide page includes this guide as well as a video tutorial. The guide and video tutorial are available in English, Arabic, Russian and French.



You can also reach out to us directly at admin@nesa-center.org with any questions.